

# IATA 20-YEAR AIR PASSENGER FORECAST



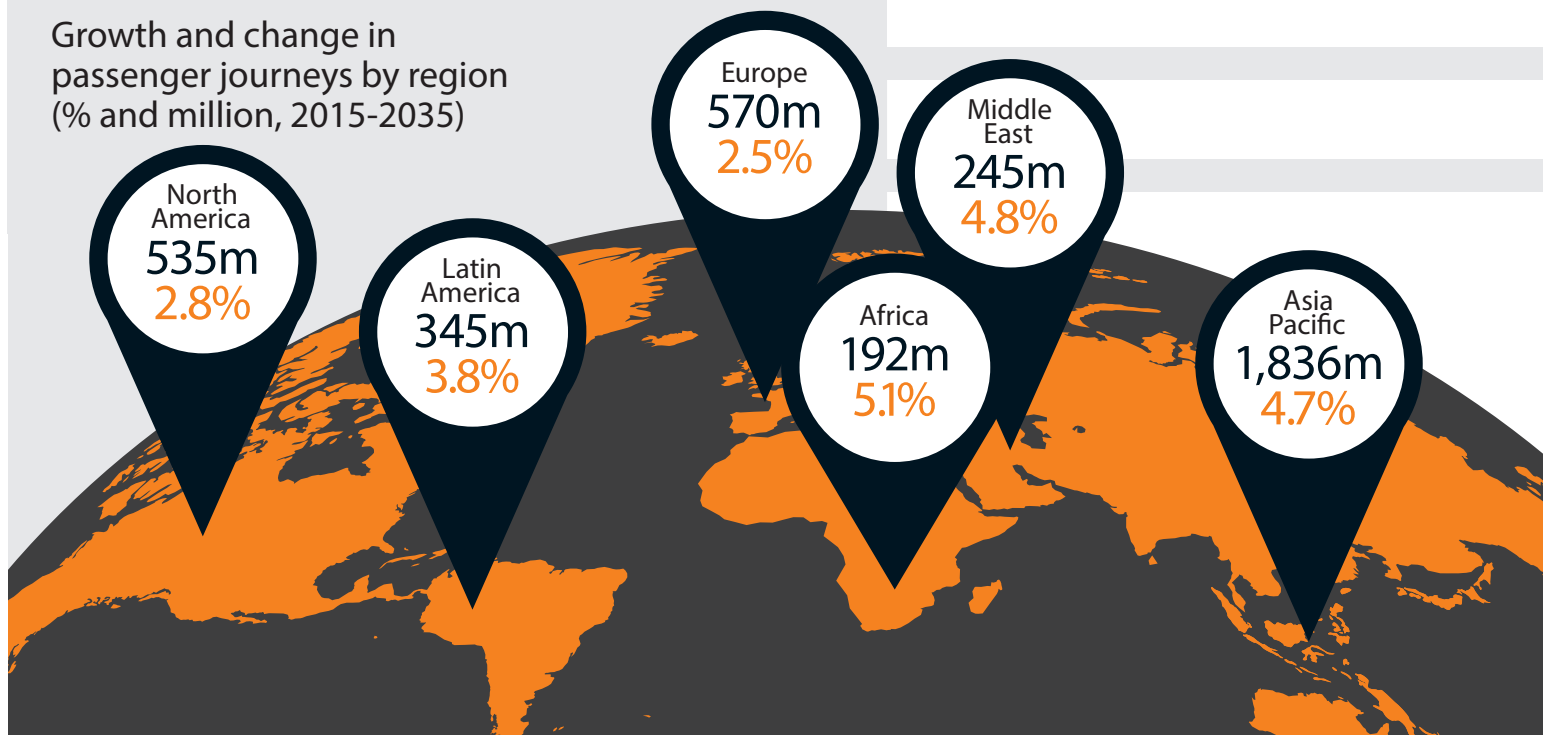
44 The five fastest-growing markets in terms of additional passengers per year over the forecast period will be

- CHINA** (817 million new passengers for a total of 1.3 billion)
- US** (484 million new passengers for a total of 1.1 billion)
- INDIA** (322 million new passengers for a total of 442 million)
- INDONESIA** (135 million new passengers for a total of 242 million)
- VIETNAM** (112 million new passengers for a total of 150 million)

## Country pairs with the biggest changes in passenger numbers (International only)

Country pair	Additional x thousand pax per year by 2035	Annual % growth
1 UAE - India	20,319	6.3%
2 Mexico - US	18,858	3.0%
3 Korea - China	17,704	4.0%
4 Malaysia - Indonesia	16,560	6.7%
5 China - Taiwan	15,791	4.2%
6 Saudi Arabia - UAE	14,532	7.7%
7 Thailand - China	13,610	3.9%
8 Hong Kong, SAR - Chinese Taipei	13,275	5.5%
9 Canada - US	13,084	2.2%
10 Singapore - Indonesia	12,800	5.7%

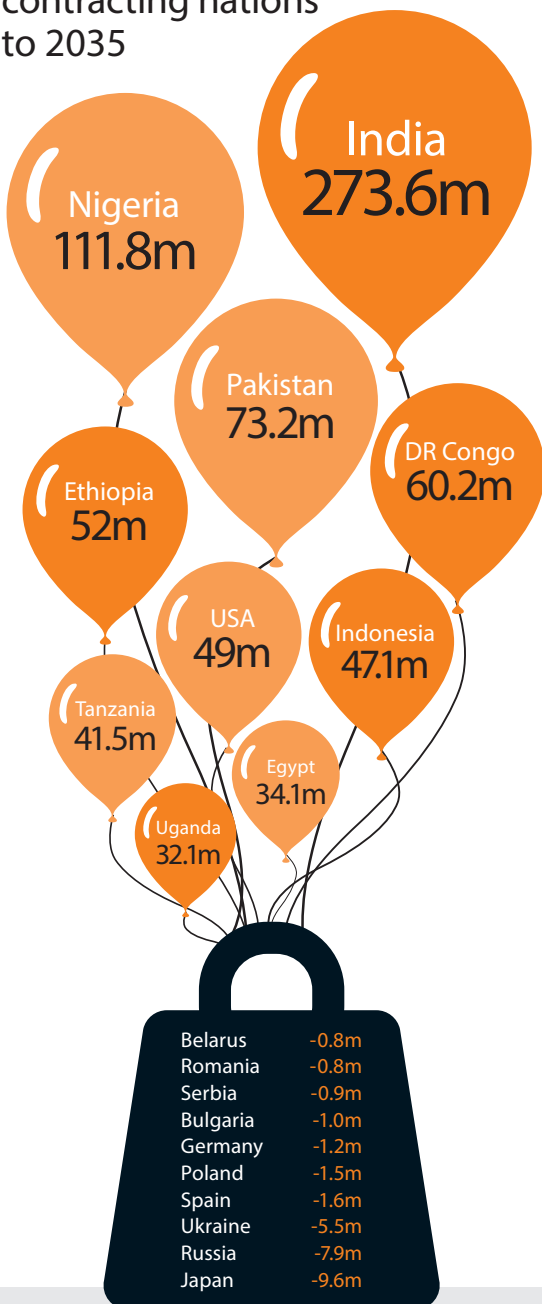
## Growth and change in passenger journeys by region (% and million, 2015-2035)



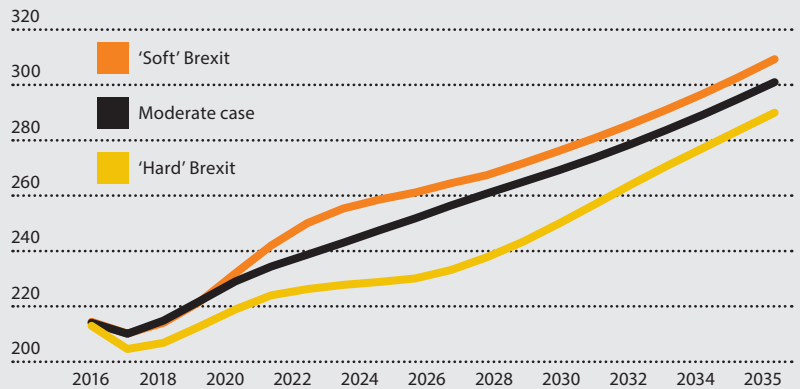
# 7,200,000,000

is the number of global air passengers predicted by 2035, nearly doubling 2016's 3.8 billion

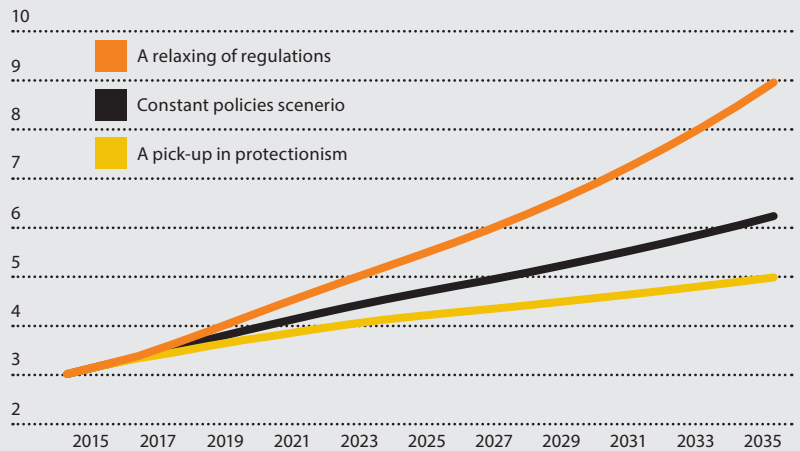
## Population Change Top 10 growing and contracting nations to 2035



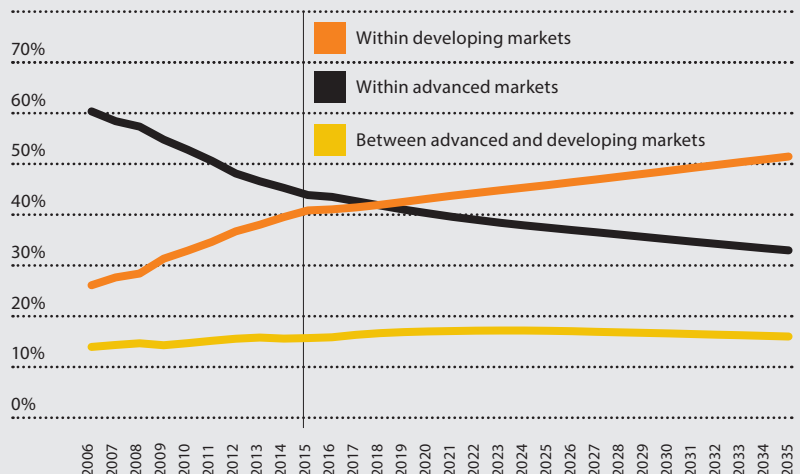
Brexit Scenarios – UK air passenger market  
(Million O-D Passengers)



Alternative scenarios for passenger traffic  
(Global passengers O-D basis, billion)



Breakdown of global passenger market  
(% of global O-D passengers)



To find out more, go to  
[www.iata.org/  
passenger-forecast](http://www.iata.org/passenger-forecast)